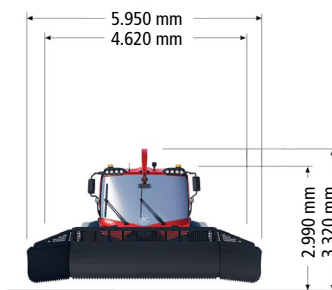

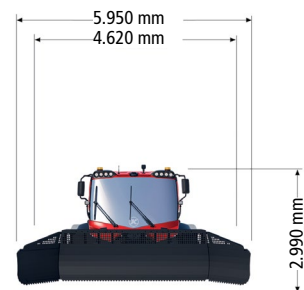


PistenBully 800

Moving boundaries.

PistenBully®

800



- + Clean 6-cylinder engine with 612 metric HP (450 kW) and powerful torque of 2,900 Nm (EU Stage V)
- + 5 running axles with longer chassis for a smoother ride, thrust and climbing performance
- + Intuitive, patented joystick for proportional control of 4 blade functions at the same time
- + Patented iTerminal with touch display and color highlighting of the active vehicle parts for easy operation
- + Ergonomic and patented unit consisting of seat, steering wheel, armrest and joystick with adjustment options to suit individual needs and preferences
- + Memory function for 4 driver settings
- + Precise and proportional auxiliary hydraulics
- + Patented assistance systems like SlopeTracer, AutoTracer, Active Winch and AutoWinch for ideal grooming results, side stability and maneuverability
- + Rear implement carrier with vibration compensation and lateral damping for greater driving comfort
- + Reinforced tensioning axle and stronger propulsion drives
- + LED lighting and rear camera for best 360-degree view

Dimensions		800 / 800 W
Width	without tracks	2,700 mm
	over Performance 6-belt Combi track	4,230 mm
	1,648 mm	
	over AFT Comfort 5,5 m with foldable side finishers	5,480 mm – 6,170 mm
AllWayBlade	Width, open	5,950 mm
	Width, closed	5,040 mm
	Height	1,230 mm
Height	overall	2,990 mm
	over winch operating range	3,320 mm
	with driver's cab tilted	3,410 mm
Ground clearance		350 mm
Length	with blade and tiller	9,420 mm
Deck area	Length	2,160 mm
	Width	1,940 mm
Recommended garage size	Length	11,500 mm
	Width	6,000 mm
	Height	3,500 mm

Winch superstructure		800 W
Pulling force stepless, continuous		45 kN / 4.6 kp
Rope diameter		11 mm
Rope length		1,050 m
Usable rope length		1,000 m
Calculated rope breaking strenght		135 kN / 13.8 t
Weight (winch, rope and structure)		2,265 kg

Weights		800	800 W
Tare weight	Vehicle without tracks	7,895 kg	10,250 kg
	/ quick-mount system		
	Performance 6-belt	2,250 kg	2,250 kg
Combi track 1,648 mm			
Operation weight	Vehicle with Performance	from	from
	Combi track / blade / tiller	12,695 kg	15,100 kg
Gross vehicle weight		16,000 kg	16,500 kg
Payload, load platform		1,500 kg	2,500 kg
Power-to-weight ratio		28.20 kg/ kW	33.55 kg/ kW

Cab

Comfort heating system	With automatic function and continuous temperature adjustment
Comfort driver's seat	Air-suspended, multi-adjustable mechanically and pneumatically, seat heating unit and seat ventilation
Control elements	Joystick for 4 simultaneous movements of the blade, iTerminal, armrest
Windows	Heated windshield and rear window, side windows sliding and heated
Exterior mirrors	Heated and electrically adjustable, wide-angle
Windshield	Heated by engine coolant Windshield washer system (winch only)

Electrics

Low-power system	24 V
Alternator	24 V/180 A
Batteries	2 x 12 V/152 Ah
Cold start rating as per EN	1,130 A

Lighting

Front	4 LED headlights, 4 LED worklights 2 LED worklights (BladeFlap)
Rear	6 LED worklights 2 LED worklights (TillerFlap)
Sides (supporting frame)	2 LED worklights (SideFinder)
Cabin roof	1 LED searchlight

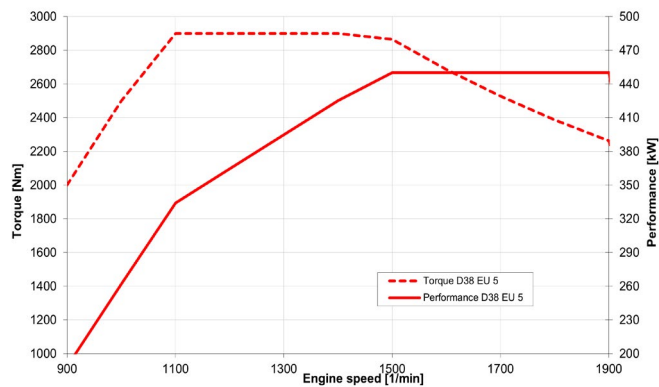
Attachments

AllWayBlade 5.0 m	With/without snow gun bracket
AlpineFlexTiller Comfort 5.5 m	With hydr. side finishers, hydr. lock, LED lighting, camera

Driving characteristics

	800	800 W
Speed	0 – 20 km / h, stepless	0 – 19 km / h, stepless
Speed during winch operation		0 – 17 km / h
Grade ability	Up to 100 %	
Turning radius	On the spot	

Power and torque D38 EU Stage V



Engine

Type	MAN D38
Number of cylinders	6
Displacement	15.3 l / 15,300 ccm
Power in accordance with Poweroutput (ECE)	450 kW / 612 PS
Emission standard	EU Stage V
Max. torque	2900 Nm / 1,100 rpm
Tank capacity	400 l
DEF (AdBlue®) tank capacity	44 l

Options

Stick steering
Hydraulic oil preheater
Front high-pressure connection (technical package)
Auxiliary heating
Automatic comfort climate control system
Professional sound package (Alpine subwoofer and amplifier)
SNOWsat snow depth measurement and fleet management
Cold start aid
Trailer hitch
1,400m rope
Foldable transport gallery