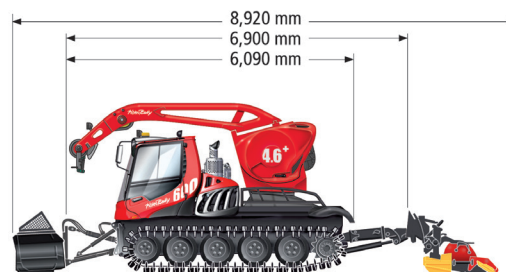
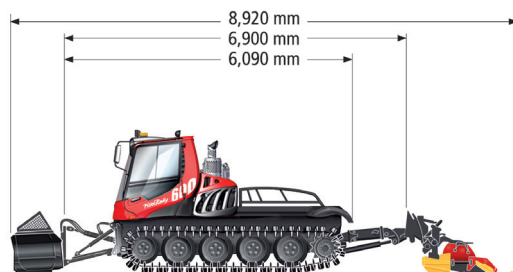
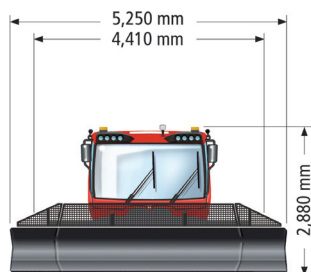


Intuition meets innovation – the new PistenBully 600

PistenBully®

600



- + Clean 6-cylinder engine with 455 hp (339 kW) and powerful torque (EU Stage V)
- + Reduced weight coupled with increased performance for maximum power-to-weight and with it improved climbability
- + Intuitive and patented joystick for proportional control of 4 blade functions at the same time
- + Patented iTerminal with 10-inch touch display and color highlighting of active vehicle systems for simple operation
- + Ergonomic and patented unit of seat, steering wheel, armrest and joystick with individual adjustment options
- + Patented assist systems like SlopeTracer, AutoTracer and AutoWinch means perfect grooming results, side hold and maneuverability
- + Reinforced chassis with 4 drawn and adjustable running axles for unsurpassed pushing performance
- + Xenon and halogen working lights, xenon headlights and camera for best all-round visibility

Dimensions

		600 / 600 W
Width	without tracks	2,500 mm
	over 7-belt CombiPlus Track 1,650 mm	4,210 mm
	over steel tracks 1,650 mm	4,210 mm
	over X-track 975 mm	3,150 mm
	over AFF 5.5 m with interim finisher	5,480 mm
	over AFF Comfort 5.5 m with hydr. foldable side finishers	5,480 – 6,170 mm
Blade	Width open	5,250 mm
	Width closed	4,410 mm
	Height	1,170 mm
Height	Overall	2,880 mm
	over ready-to-use winch	3,280 mm
	when driver's cab tilted	3,360 mm
Ground clearance		350 mm
Length	with blade and tiller	8,920 mm
Deck area	Length	1,890 mm
	Width	1,920 mm
Recommended garage size	Length	11,000 mm
	Width	6,000 mm
	Height	3,500 mm

Winch superstructure

	600 W
Winch superstructure continuous, automatic	45 kN/4.6 t
Rope diameter	11 mm
Rope length	1,050 m
Usable rope length	1,000 m
Rope breaking strength	135 kN/13.8 t
Weight (winch, rope, superstructure)	2,110 kg

Weight

		600	600 W
Tare weight	Veh. without tracks / SWS	6,520 kg	8,930 kg
	X-track 975 mm	1,280 kg	1,280 kg
	7-belt CombiPlus Track 1,650 mm	2,030 kg	2,030 kg
	Steel track 1,650 mm	2,500 kg	2,500 kg
Working weight	Veh. with CombiPlus Track / Blade / Tiller	10,780 kg	13,190 kg
	perm. total weight	13,500 kg	14,500 kg
Payload load area		1,500 kg	2,500 kg
Power-to-weight ratio		31.79 kg/KW	38.89 kg/KW

Cab

Comfort heating system	With automatic function and continuous temperature adjustment
Driver's seat	Air-sprung comfort, multi-adjustable mechanically and pneumatically, seat heating and ventilation
Control elements	Joystick for 4 simultaneous movements, iTerminal, armrest
Windows	Heated front and rear windows, sliding, heated side windows
Exterior mirrors	Heated and electrically adjustable, wide-angle
Windshield wipers	Coolant-heated, windshield wash system (winch only)

Electrics

Low-voltage system	24 V
Alternator	24 V / 180 A
Batteries	2 x 12 V / 152 Ah
Cold start rating	1,130 A

Lighting

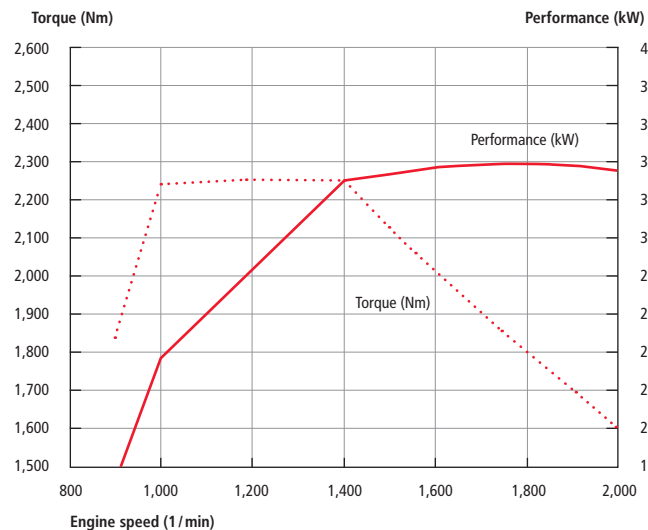
Front	4 xenon headlights, 2 xenon working lights, 2 halogen working lights
Rear	2 halogen working lights, 2 xenon working lights
Side (supporting frame)	2 LED working lights
cabin roof	1 LED spotlight

Attachments

AllWayBlade 4.4 m	with snow gun bracket
AlpineFlexTiller 5.5 m	with guides, mech. lock and LED lighting
AlpineFlexTiller Comfort 5.5 m	with hydr. foldable side finishers, hydr. lock and LED lighting

Drive characteristics

	600	600 W
Speed	0 – 23 km/h, infinitely variable	0 – 20 km/h, infinitely variable
Speed with winch in operation		0 – 17 km/h
Grade ability	up to 100%	
Turning radius	on the spot	



Engine

Type	Cummins X 12
Number of cylinders	6
Capacity	11.80 l / 11,800 ccm
Power output (ECE)	339 kW / 455 hp
Emission standard	Tier 4f and EU Stage V
Max. torque	2,250 Nm / 1,200 rpm
Tank capacity	300 l
Tank capacity DEF (AdBlue®)	38 l
Fuel consumption	from 19.5 l/h
Drive pump	175 ccm
Drives	125 ccm
Tiller drive pump	105 ccm
Tiller drive	2 x 63 ccm

Options

Stick control
Hydraulic oil preheater
Front high-pressure connection (technical set)
Auxiliary heating (coolant circuit)
Automatic air conditioning
Rear camera (standard with winch)
Sound package (Alpine subwoofer and booster)
SNOWsat (V1 / V3)
Charge pressure reduction cold start aid
Trailer hitch
1,400 m winch rope