


PB 600 E+

The cleanest and quietest.



PRODUCT HIGHLIGHTS

- ⊕ Electric drive with outstanding efficiency and consistently high torque for a completely new driving sensation with incredible thrust
- ⊕ Diesel-electric drive delivers performance, economy and eco-friendliness
- ⊕ Optimum power-to-weight ratio for maximum gradeability
- ⊕ Long chassis with 4 wrought-iron and adjustable idler axles for unsurpassed pushing performance
- ⊕ Intuitive joystick for proportional control of 4 blade functions at the same time
- ⊕ iTerminal with touch display and color-coded function feedback of the active vehicle parts for easy operation
- ⊕ Storage of 4 driving settings
- ⊕ Precise, proportional auxiliary hydraulics
- ⊕ Assistance systems like SlopeTracer and AutoTracer for ideal grooming results, side hold and maneuverability
- ⊕ Rear implement carrier with vibration compensation and lateral damping for greater driving comfort
- ⊕ Optimized comfort seats for long journeys
- ⊕ Practical holders for backpack, tool and smartphone
- ⊕ The best panoramic view thanks to dimmable LED worklights, a rear camera and ramp mirrors

CAB

Comfort heating system	With automatic function and stepless temperature adjustment
Comfort driver's seat	With lordosis support, air-suspended, multiple mechanical and pneumatic adjustment positions, two-stage seat heating unit and seat ventilation
Auxiliary seat	With shoulder lap belt
Control elements	Joystick for 4 simultaneous movements, iTerminal, armrest, steering wheel control
Windows	Windshield and rear window heated, side windows sliding and heated
Outside mirrors	Heated and electrically adjustable, wide-angle
Wipers	Heated by engine coolant

LIGHTING

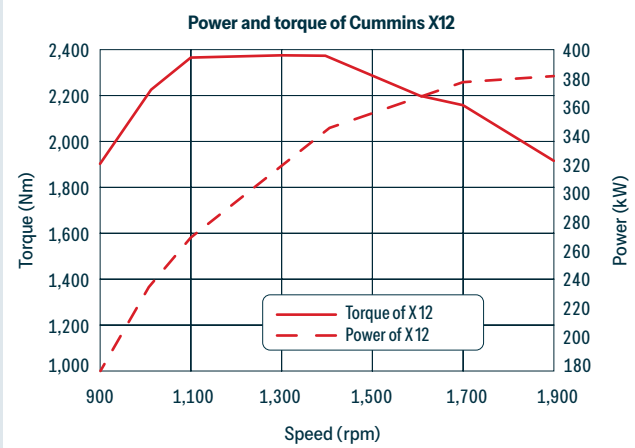
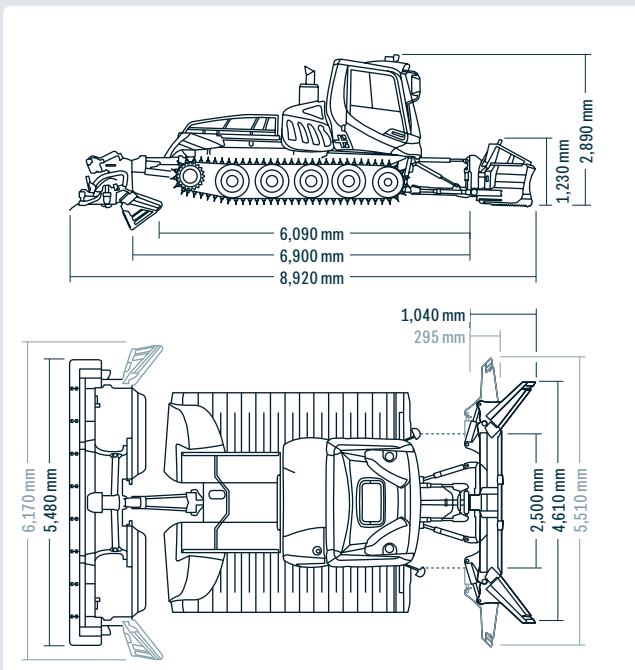
Front	4 LED headlights 4 LED worklights 2 LED worklights (BladeFlap)
Rear	2 LED worklights 2 LED worklights (TillerFlap)
Sides (carrier frame)	2 LED worklights (SideFinder)
Cab roof	1 halogen or 1 LED searchlight

AUXILIARY EQUIPMENT

AllWayBlade 4.6 m	With snowgun holder
AlpineFlex tiller SmartCut 5.5 m	With SmartCut tiller teeth and finishers, dimmable lighting and camera
QCS	Swap system with parallel kinematics for easy slope grooming

OPTIONS

Front high-pressure connection (technology package)	Professional sound package (subwoofers and amplifiers)
Harness	ProMount
Hydraulic oil preheating	NordicFlexTiller
Infotainment with Apple CarPlay and Android Auto	SnowSat fleet management and snow depth measurement with LiDAR
Folding side rail	Tensioning axle for front attachment
Tracking plates without track tillers	Drive control stick
ParkBlade 4.7 m	Additional tank 120 L



DIMENSIONS

	Without tracks and fenders	2,500 mm
Width	Over X-track tracks 975 mm	3,150 mm
	Over 6-belt CombiPlus tracks 1,648 mm	4,210 mm
	Over 7-belt CombiPlus tracks 1,648 mm	4,210 mm
	Total Solo	2,890 mm
Height	With driver's cab tilted	3,550 mm
	Length	1,890 mm
Loading platform	Width	1,920 mm
	Ground clearance	350 mm

WEIGHTS (FROM)

Empty weight	Vehicle without tracks / quick-change system	7,700 kg
	X-track chains 975 mm	1,315 kg
	6-belt CombiPlus tracks 1,648 mm	2,240 kg
	7-belt CombiPlus tracks 1,648 mm	2,080 kg
Operating weight*	Steel tracks 1,648 mm	2,540 kg
	Vehicle with CombiPlus tracks/all way blade/tiller	12,090 kg
Permitted gross weight (in accordance with ROPS)		14,500 kg
Payload, load platform		1,500 kg
Power-to-weight ratio		31.6 kg/kW

* Minimum operating weight (according to standard)

ENGINE

Type	Cummins X12
Number of cylinders	6
Displacement	11,800 cm ³
Power in accordance with ECE	382 kW / 520 hp (metric)
Exhaust gas standard	Tier 4f and EU Stage V
Max. torque	2,375 Nm @ 1,200 rpm
Tank capacity	300 l
DEF (AdBlue®) tank capacity	38 l
Fuel consumption	from 17 l/h
Generators	140 kW/650 V
Propulsion drive	140 kW/650 V

DRIVING CHARACTERISTICS

Speed	0 – 20 km/h stepless
Climbing ability	Up to 100%
Turning radius	On the spot

STRONG, ECONOMICAL, ENVIRONMENTALLY FRIENDLY

- ⊕ Lower CO₂ and NO_x emissions
- ⊕ Lower fuel consumption
- ⊕ Significantly lower operating costs
- ⊕ Maximum thrust available right from the bottom end of the rpm range
- ⊕ Long-life, low-maintenance electric drivetrain
- ⊕ Lower noise levels



Contact

Fast. Direct. In person.
Find your contact person here.

www.pistenbully.com

 **KÄSSBOHRER ALL TERRAIN VEHICLES INC.**